

# HALI-BRITE®

## L-807 & L-807(L) Wind Cone

### Compliance with Standards:

FAA: L-807 AC 150/5345-27 (Current Edition)  
and FAA Engineering Brief 67, ETL Certified  
ICAO: Annex 14, Vol. 1, para. 5.1.1 (Size 2 only)

### Applications

Provides visual indication of wind direction and velocity at a location on an airfield. FAA Size 2 wind cones are used at the central location on the airfield. FAA Size 1 wind cones are used on smaller airfields and heliports.

### Key Specifications

- Available externally lighted, internally lighted, or unlighted
- LED or halogen lamps
- All LED models feature:
  - 50,000 to 100,000 hour lamp life, virtually maintenance free. 4 year warranty.
  - Multiple lamp circuits, for improved reliability
  - 80-90% less power consumption than halogen lamps
  - A long-life LED obstruction light
  - Integral power-adaptor on series-circuit models
- An incandescent L-810 obstruction light is included on halogen lighted models
- Size 1 (18" x 8' long) or Size 2 (36"x12' long) wind socks
- The pole is center-hinged, with 4" diameter steel on the bottom, and 3" diameter steel on the top
- A center-mounted braked winch allows 1-person maintenance.
- The four anchor bolts are a one-piece welded assembly, ready to drop in the ground
- The aluminum basket is welded, one piece, with pre-installed bearings
- Raincaps protect the bearings from weather
- The nylon sock is treated for rot, mildew and water repellency
- Powder coat painted international orange



**External  
LED Light**



**Internal  
Halogen Light**



**External  
Halogen Light**



**Internal LED  
Light**



HALI-BRITE® INC.  
P.O. BOX 10 • 925 1st ST SW  
CROSBY, MN 56441

PHONE 1-800-553-6269 OR 218-546-7473 • FAX 218-546-6854  
[www.halibrite.com](http://www.halibrite.com)

# Wind Cone Selection Chart

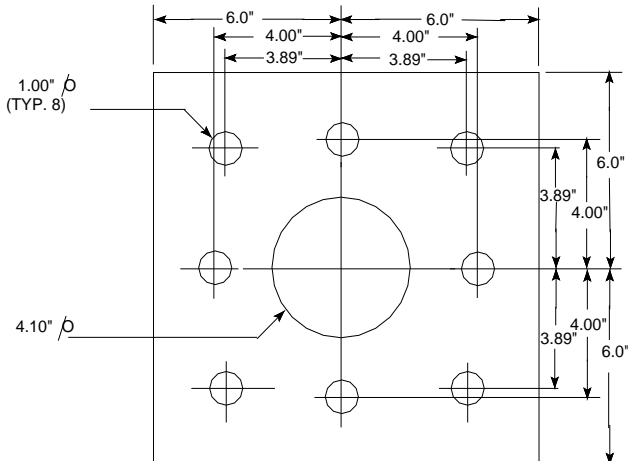
Catalog Number	See Notes	FAA Size	FAA Style	Power Source	Lamp Type	VA	Watts	Weight (pounds)	Replacement Lamp
L807-S1-UN-NON-ON-N		1	II Unlighted	None	None	0	0	187	None
L807-S1-EX-120-ON-5		1	I-A External	108-132 VAC	LED	15	14	198	9200-0032
L807-S1-EX-230-ON-5	2	1	I-A External	207-253 VAC	LED	15	14	198	9200-0044
L807-S1-EX-66A-ON-5	4,5	1	I-A External	2.8-6.6 AMP	LED	28	26	197	9200-0034
L807-S1-IN-120-ON-5		1	I-B Internal	108-132 VAC	LED	32	19	200	9200-0038
L807-S1-IN-230-ON-5		1	I-B Internal	198-265 VAC	LED	40	21	200	9200-0045
L807-S1-EX-120-ON-N		1	I-A External	108-132 VAC	Halogen	191	191	196	3400-0122
L807-S1-IN-120-ON-N	2	1	I-B Internal	108-132 VAC	Halogen	316	316	198	3400-0100Regent
L807-S1-EX-12-ON-5		1	I-A External	11.5-13 VDC	LED	6	6	197	9200-0033
L807-S1-IN-12-ON-5	2	1	I-B Internal	11.5-13 VDC	LED	6	6	197	9200-0041
L807-S1-IN-66A-ON-5	4,5	1	I-B Internal	2.8-6.6 AMP	LED	41	37	198	9200-0039
L807-S2-UN-NON-ON-N		2	II Unlighted	None	None	0	0	199	None
L807-S2-IN-120-ON-5		2	I-B Internal	108-132 VAC	LED	60	32	212	9200-0040
L807-S2-IN-230-ON-5		2	I-B Internal	198-265 VAC	LED	76	36	212	9200-0046
L807-S2-EX-120-ON-5		2	I-A External	108-132 VAC	LED	22	21	210	9200-0035
L807-S2-EX-230-ON-5	2	2	I-A External	207-253 VAC	LED	22	21	210	9200-0043
L807-S2-EX-66A-ON-5	4,5	2	I-A External	2.8-6.6 AMP	LED	28	26	209	9200-0037
L807-S2-EX-120-ON-N		2	I-A External	108-132 VAC	Halogen	191	191	208	3400-0122
L807-S2-IN-120-ON-N		2	I-B Internal	108-132 VAC	Halogen	516	516	210	3400-0100Regent
L807-S2-EX-12-ON-5		2	I-A External	11.5-13 VDC	LED	10	10	210	9200-0036
L807-S2-IN-12-ON-5	2	2	I-B Internal	11.5-13 VDC	LED	10	10	210	9200-0042
L807-S2-IN-66A-ON-3	3,5	2	I-B Internal	2.8-6.6 AMP	LED	57	53	210	9200-0031

**Notes:**

1. Power consumption specifications include the L-810 obstruction light
2. This FAA Style is not ETL certified
3. Requires 200 watt L-830 transformer, sold separately
4. Requires 100 watt L-830 transformer, sold separately
5. L-830 VA not included, is 16 VA for all models

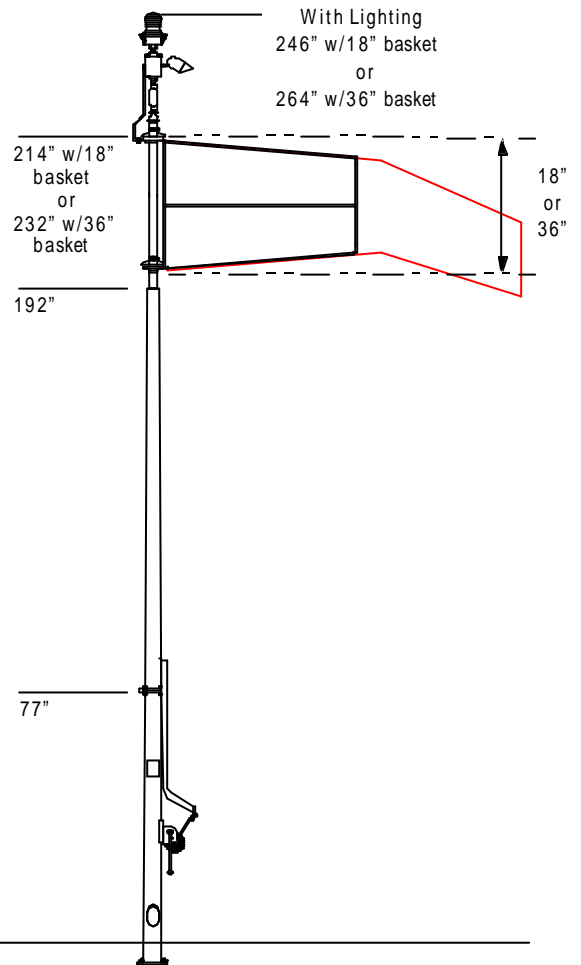
## Replacement Parts

Description	Part Number
Wind Sock, Size 1 (18 inch diameter, 8 feet long, orange)	7400-0000-1
Wind Sock, Size 2 (36 inch diameter, 12 feet long, orange)	7400-0002



Base Layout

**NOTE:**  
Only 4 Anchor Bolts Required



The information contained in this document is subject to change without notice.

**HALI-BRITE® INC.**

P.O. BOX 10 • 925 1st ST SW

CROSBY, MN 56441

PHONE 1-800-553-6269 OR 218-546-7473 • FAX 218-546-6854

www.halibrite.com



# HALI-BRITE®

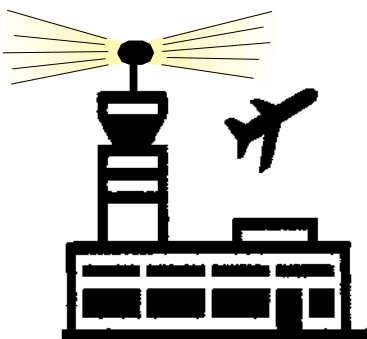
## Solar Power Supply

### Applications

The Solar Power Supply (SPS) is a self-contained photovoltaic power source for the Hali-Brite® L-806 and L-807 Wind Cones.

### Features

- Provides power to Hali-Brite® ETL-certified wind cones with L-810 obstruction lights (12 VDC LED models)
- Custom designed for the installation site, using 30-year worst case insolation and temperature extremes
- Operates the wind cone lamp dusk-dawn, controlled by an ETL-certified photocell, to FAA illumination requirements
- Full wind cone lamp intensity at all times when operating
- 50 or 135 watt solar panel, with 12-year/90% and 25-year/80% power warranty
- MPPT charge controller, with custom-programmed temperature compensation
- On-board indicators for battery, charging and system status
- 100 to 300 A-H AGM battery, designed for 4000 charge/discharge cycles
- 10 day nominal battery autonomy
- Dual-post mount, with frangible couplings, designed to withstand ASCE Exposure C wind loads
- Temperature range: -45 to +55 °C (-49 to +131 °F)
- Includes pre-assembled anchor for easy mounting
- Weather and corrosion resistant construction of powder-coated steel and aluminum
- Solar panel tilts 25-65 degrees in 10 degree steps, factory preset for the installation location
- Manufactured in the USA



HALI-BRITE® INC.

P.O. BOX 10 • 925 1st ST SW  
CROSBY, MN 56441

PHONE 1-800-553-6269 OR 218-546-7473 • FAX 218-546-6854  
[www.halibrite.com](http://www.halibrite.com)

## Ordering Information

The SPS is designed for operation only with Hali-Brite® Wind Cones. Each SPS is custom configured for the proper solar panel, battery, temperature compensation and height for the installation location. Please contact Hali-Brite to configure the correct model for your location.

## Installation Information

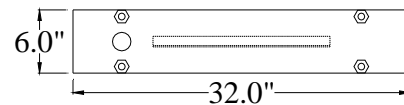
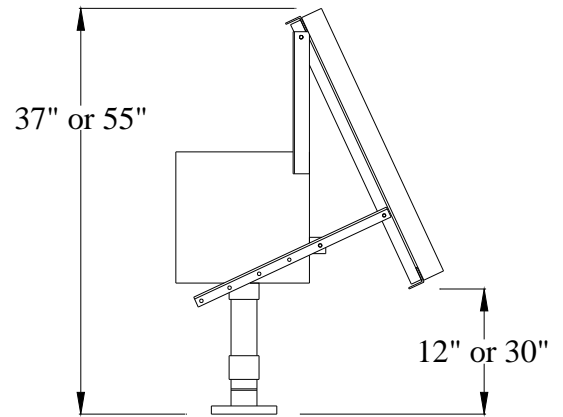
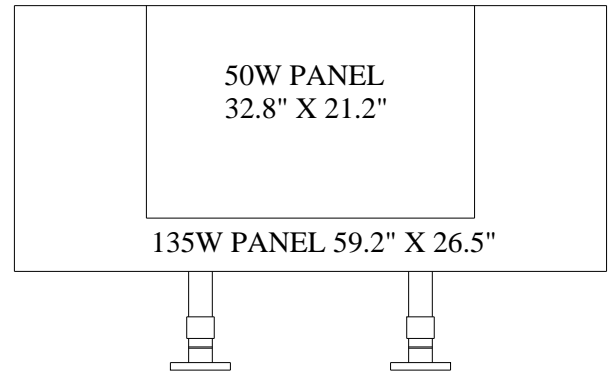
Full solar exposure is critical to the proper operation of the SPS. The solar panel must face due South (in the Northern Hemisphere). Any shading of the solar panel will significantly reduce the energy production. The bottom edge of the solar panel must not be obstructed by snow or vegetation. To prevent shading from the wind sock, the SPS must be installed at least 8 feet from an L-806 wind cone, and at least 12 feet from an L-807 Size 2 wind cone. The SPS is attached to a 4-bolt anchor assembly (included), mounted in a concrete slab. Power is supplied to the wind cone by a cable in liquid-tight conduit through one of the SPS mounting legs.

## Replacement Parts

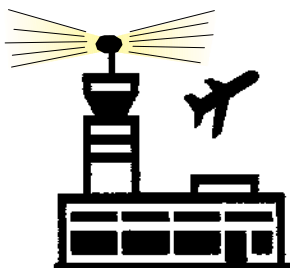
Part Number	Description
7800-0004	Solar Panel, 50 watt
7800-0005	Solar Panel, 135 watt
1300-0081	Battery, PVX-840T
4500-0020	Charge Controller
7800-0006	Photocell
1800-0036	Frangible Coupling
2300-0024	Fuse, 10A 32V

## Shipping Information

Unpackaged Weight: 186-268 pounds  
 Shipping Weight: 266-388 pounds  
 Shipping Volume: 72"L x 48"W x 44"H



Anchor Assembly Top View



The information contained in this document is subject to change without notice.

**HALI-BRITE® INC.**  
 P.O. BOX 10 • 925 1st ST SW  
 CROSBY, MN 56441  
 PHONE 1-800-553-6269 OR 218-546-7473 • FAX 218-546-6854  
[www.halibrite.com](http://www.halibrite.com)