

HALI-BRITE®

PAPI

Precision Approach Path Indicator



COMPLIANT WITH:

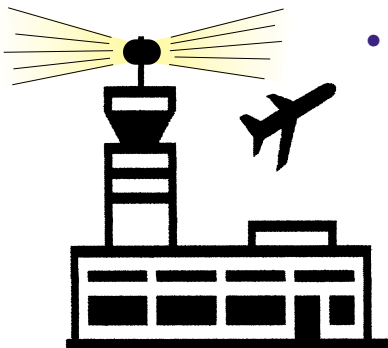
FAA AC150/5345-28, L-880 and L-881
FAA-E-2756
ICAO – Annex 14
USAF–AFJMAN 32-1076
US ARMY – TM5-811-5
NATO – STANAG 3316
ASCC – AIR STD 65/35

GENERAL DESCRIPTION

The Multi Electric PAPI System consists of a three lamp Light Housing Assembly as the main component. Additional components include Power and Control Unit, Series Circuit Lamp shorting devices with integral tilt switch and Aiming Instrument Set.

FEATURES CHECKOFF

- **Low Power Consumption** – The Multi Electric PAPI is low power consumption energy efficient system. Each Lamp Housing Assembly draws a nominal 300Watts as apposed to our competitor's 400 to 600 Watt systems.
- **Physical Size** –The size and weight of the Multi Electric PAPI Lamp Housings is up to 30% less than other systems.
- **Tool-Less Maintenance** – Most routine service components can be changes without the use of hand tools.
- **Universal Mounting** – The Lamp Housing Assembly can be mounted on wide range of 3 leg mounting patterns. Standard mounting is on a 22" across the front and 16" front to back. Four additional mounting configurations are available for retrofit on most 3-leg PAPI existing mounts.
- **Experience** – One of the most experienced companies in the United States for approach lighting systems.



HALI-BRITE® INC.

P.O. BOX 10 • 925 1st ST SW
CROSBY, MN 56441

PHONE 1-800-553-6269 OR 218-546-7473 • FAX 218-546-6854
www.halibrite.com

HALI-BRITE®

ORDERING INFORMATION

Basic PAPI System: 5900-2 X X - XX

Type: L-880 - 0
L-881 - 1


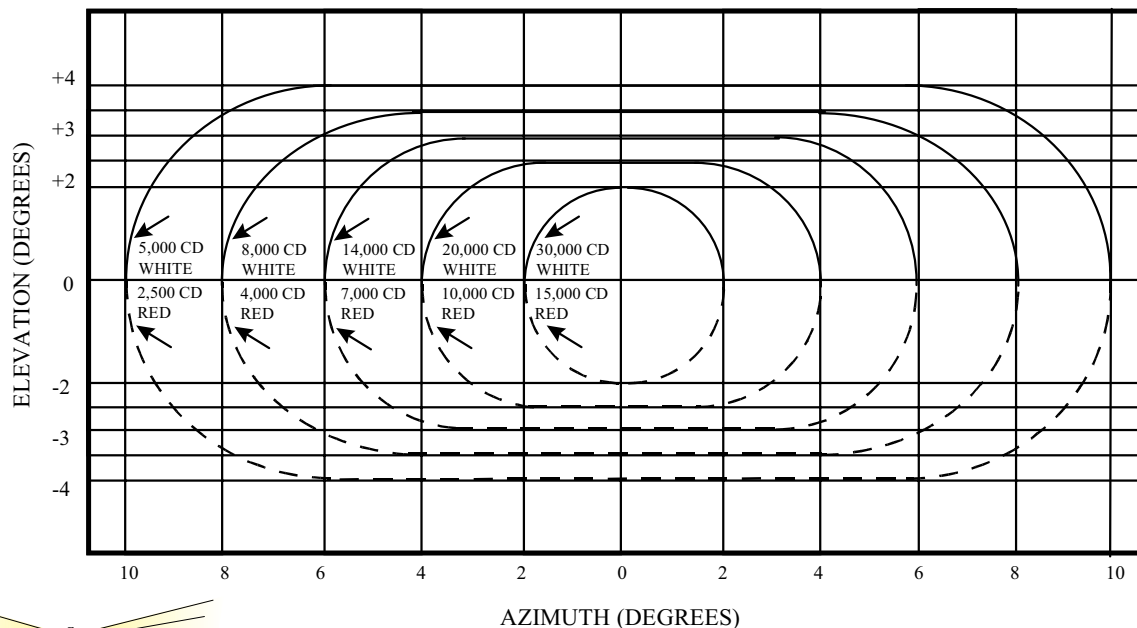
Style: A - Voltage Powered - 0
B - Series Circuit - 1

Option: No- Shorting Device, Style B - 10
Night Sentinel - Series Circuit Control - 20
Remote Monitoring -30 - (Coming Soon)
Long Mount (28" Tee Bar) - 01

- Example: 1) 4 LHA L-880 Voltage Powered PAPI on standard mount order 5900-200
2) 2 LHA L-881 Series Circuit with Shorting Device Long Mount order 5900-211-01
3) 4 LHA L-880 Series Circuit without shorting device on long mount order 5900-201-31

Other options are available. Contact factory for more information.

PHOTOMETRICS



HALI-BRITE® INC.

P.O. BOX 10 • 925 1st ST SW

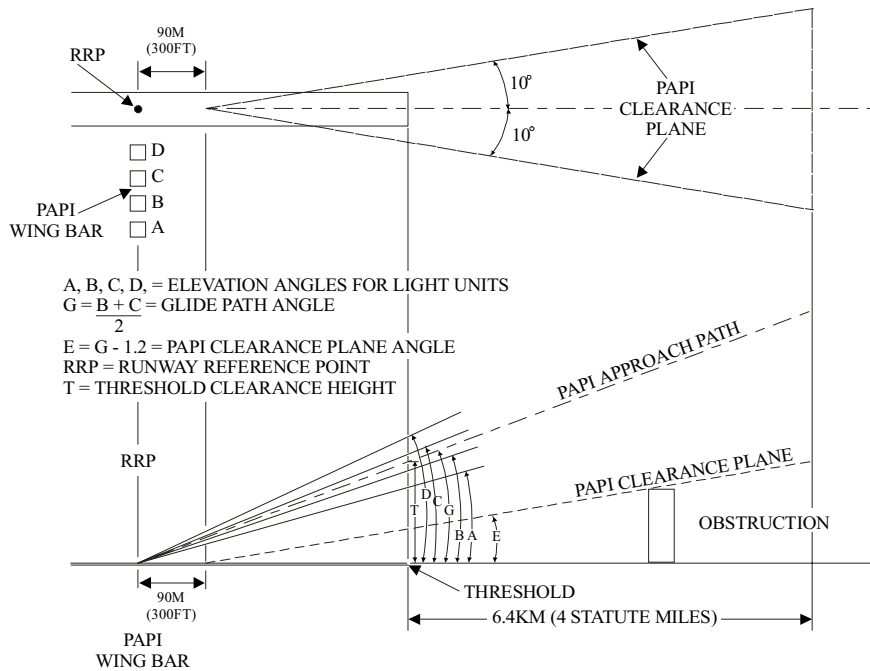
CROSBY, MN 56441

PHONE 1-800-553-6269 OR 218-546-7473 • FAX 218-546-6854

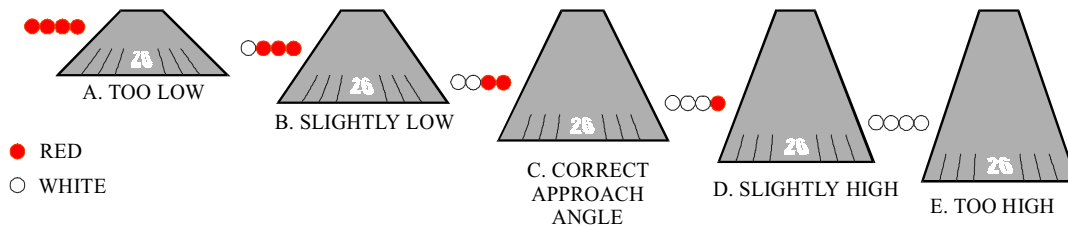
www.halibrite.com

HALI-BRITE®

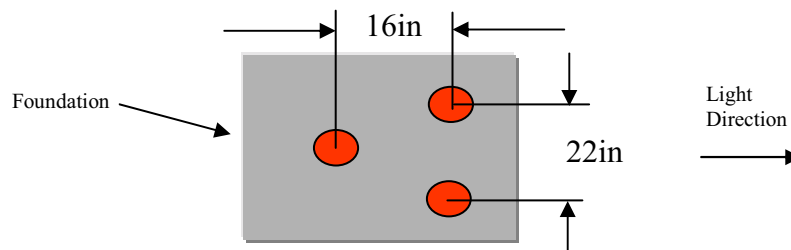
TYPICAL AIMING CRITERIA




TYPICAL LIGHT PATTERNS AS SEEN ON APPROACH



PAPI PATTERNS AS SEEN FROM THE APPROACH ZONE



PAPI Standard Mounting 22in. W 16 in. L



HALI-BRITE® INC.

P.O. BOX 10 • 925 1st ST SW

CROSBY, MN 56441

PHONE 1-800-553-6269 OR 218-546-7473 • FAX 218-546-6854

www.halibrite.com


HALI-BRITE®

SPECIFICATIONS

Electrical:	
Style A Input Power	
Voltage	240 / 120 VAC 50-60Hz
Current	L-880 Less than 5.5 Amps L-881 Less than 3.0 Amps
Style B	6.6A - 315W per LHA Secondary Load 6.6A or 20A 330W Maximum Regulator Load
Optics:	
	Split Beam White over Red
	Transition of less than 3 min of arc.
	Optical Quality Glass Bi-Convex Lens Ground Red Filters
Operating Temperature:	
	- 35°C to +55°C (-31°F to + 168°F) Standard ± 55°C (-67°F to + 168°F) Optional contact factory
Humidity:	
	Up to 100%
Wind:	
	Up to 161km/Hr (100 mph)

SPARE / RENEWAL PARTS

<u>Part Number</u>	<u>Description</u>	<u>Part Number</u>	<u>Description</u>
5903-100	Lamp Housing Assembly	961-AT	Frangible Coupling
5920-100	Power Control Unit	5900-158	Leg Cap Assembly
5900-166	Aiming Instrument with Carrying Case	5556-19	Floor Flange
6900-09	Aiming Instrument	5900-105	Red Filter
5910-121	Circuit Breaker	5910-130	Relay, K1
5900-150	Transformer	5910-131	Relay, K2
5910-132	Relay, Time Delay TS	5910-133	Relay. Programmable TD
540370	Current Sensor	5562-32SP	Photocell
5560PA	Tilt Switch	9637-05	Lamp



HALI-BRITE® INC.

P.O. BOX 10 • 925 1st ST SW

CROSBY, MN 56441

PHONE 1-800-553-6269 OR 218-546-7473 • FAX 218-546-6854

www.halibrite.com